

NOTICES

WARNINGS

When using an in-ear headset (Earbud/Canalphones), the ability to hear UCLEAR-Digital sound will be reduced. This includes detecting danger signals such as car horns, sirens, and alarms.

Long term exposure to intense sounds is harmful to the auditory system, imposing a risk of hearing impairment or loss.

Always comply with the local law and traffic regulations, where use of the product is not permitted or allowed by any laws and regulations including the traffic laws of your country or state. We warn you not to go against such restrictions. You will bear the full responsibilities of any breaches of law and regulations.

PERSONAL SAFETY

Do not open the seal of the hardware, tamper, repair or modify any parts. Do not touch the product with metal objects or parts or chemical products. Violation of the above will lead to potential fire hazards and mishaps. Please contact UCLEAR Digital technical support or your if your product malfunctions.

Always comply with the local law and traffic regulations. Where use of the product is not permitted or allowed by any laws and regulations including the traffic laws of your country, we warn you not to go against such restrictions. You will bear the full responsibilities of any breaches of Law and Regulations.

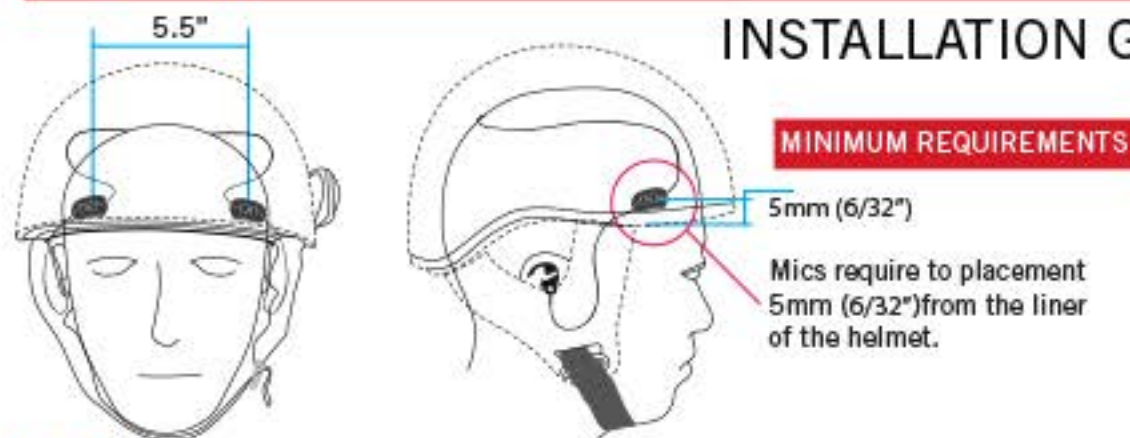
You should not allow the operations or use of the product or any attempts to use it by any persons including yourself to compromise anyone's safety including your own or to cause harm to any vehicles, property, objects, livestock, inventories, assets and the like under any circumstances. You or any users of the product are to take all necessary safety measures and precautions and to remain alert to all surrounding conditions. You are warned not to operate the product if you are not physically capable of doing so in a safe manner, if you have or will consume any alcohol or any mind-altering substance during its operation so that your alertness is compromised or if you have any medical conditions or needs that may compromise your abilities to do so in a safe manner. We warn you of the inherent, unforeseeable and unlimited risks and dangers in using the product while in traffic, including injury or illness, strains, fractures, partial and/or total paralysis, death or other ailments that could cause serious disability due to any causes. This product is only for use by persons eighteen (18) years of age and above who have understood the warnings, risks and the terms of use. You confirm that you have read this release of liability and fully understand its terms and that you have given up substantial rights by using or attempting to use the product.

FOLLOW US

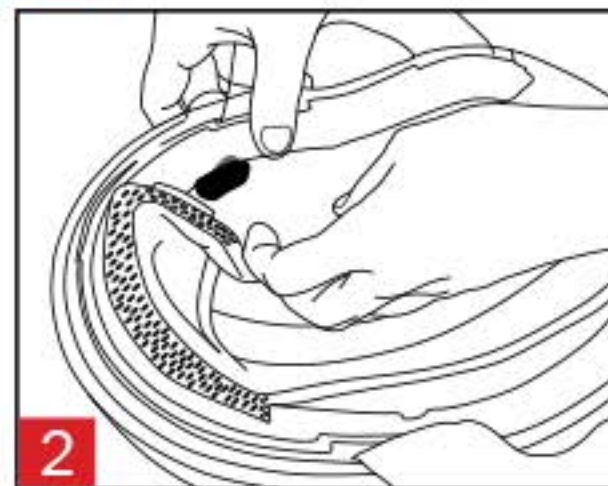


EARBUDS LONG

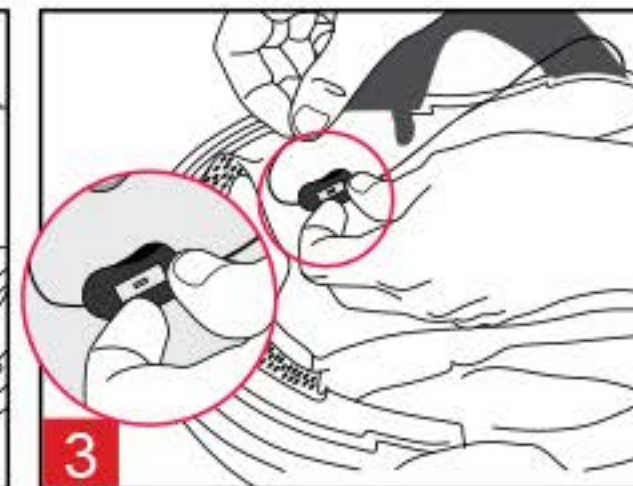
INSTALLATION GUIDE



1 Choose the best fitting silicone earbud tips.



2 Peel and stick the female Velcro pads under your headliner inside the helmet on the left and right sides as diagram above.



3 Place Mic as shown with mic port facing toward your face. Use Male velcro to hold mic in position.



4 Position the earbud cable with the 3" Velcro strip. Note: Trim Velcro strip if necessary.



5 Connect speaker plug to the control unit, pushing your plug in until the three ribs are no longer visible.

6 Put on Helmet and insert earbuds into your ears. Note: Always fasten Chinstrap.

EN